

Emergency Power Systems

CPS1000E

Powered by **CyberPower**

No More Need for the Worst-Case Scenario

CyberPower Inverter/ Emergency Power System (EPS) utilize state-of-art Microcontroller technology for the supply of lighting, generator, heater, refrigerator, motor, and other apparatus to provide resources during crisis or failure of regular systems. Pure Sine Wave output with the adjustable AVR feature is highly flexible to supply continuous power to various types of loads under all kinds of environments. The large LCD panel showcases comprehensive information including load level, battery level, voltage and other vital equipment status with a push-of-a-button.

The competitive design has not only make it the best choice generators but flexible enough to be adopted as UPS for computers and other sensitive equipments.



Applications

- Electric Lighting
- Generator
- Heating System
- Refrigerator
- Motor
- Pump

Series Features

- Noiseless, Fuel and Maintenance Free
- High Charging Current for Quick Recharging - Up to 5 times faster
- Bypass Mode Allows for Charge Only
- Generator Compatible Allows Longer Runtime
- UPS Function for Auto-Changeover
- Affordable DC Input Voltage- Minimum 12V battery required
- Automatic Voltage Regulator (AVR)
- Brownout and Over Voltage Protector
- Multifunction LCD Readout
- Small & Light in Dimension
- Reverse Polarity Warning

LCD Display


AVR

Compact Design

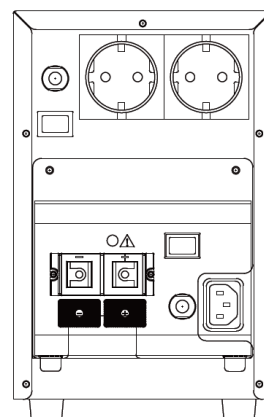
Noiseless

Pure Sine Wave

Quick Charge



Front Panel




Back Panel



Emergency Power Systems

CPS1000E

Powered by **CyberPower**



Technical Specification

Model	CPS1000E
Configuration	
Capacity (VA / Watts)	1000 / 700
Input	
Frequency Range	45 Hz - 65 Hz (Auto Sensing)
DC Input Voltage	12V
Output	
Number of Phase	Single Phase
UPS Outlets (Numbers)	(2) FR
On Battery Output Voltage	Pure Sine Wave** at 230 Vac +/- 5%
On Battery Output Frequency	50 Hz / 60 Hz +/- 1%
Over Voltage Protection	Surge to 400V
Transfer Time (Typical)	< 10 ms
Overload Protection	On Utility: Circuit Breaker / On Battery: Internal Current Limiting
AVR	Double Boost & Single Buck
Charging Current	15Amps
Surge Protection and Filtering	
Lightning / Surge Protection	Yes
Physical	
Dimensions (H x W x D) (mm)	241 x 208 x 153
Weight (kg)	8.2
Status Indicators	
Indicators	Power On
Audible Alarms	On Battery, Low Battery, Overload
Multi-function LCD Readout	Yes

#All specifications are subject to change without notice. ©2013 NITRAM S.A. All Trademarks are the property of their owners.

**CPS600/1000E: 0~40% LOAD Pure Sine Wave; 40~100% LOAD Trapezoidal Wave

Load Runtime

Battery Model	RBP200 200AH/12V	
Model Name	Loading	Runtime in hours
CPS1000E 200AH/12V X1	25%	10
	50%	4
	75%	2.5
	100%	1.5

Load Chart

Appliance	Energy Saving Lamp	Standing Fan	32"LCD TV	Fridge/Freezer	Desktop PC	1.5HP Air Conditioner	Recommend EPS Models
Option 1	2	2	1	0	1	0	CPS600E
Option 2	4	4	1	1	1	0	CPS1000E
Option 3	6	4	2	1	2	0	CPS1500PIE
Option 4	8	2	2	1	2	0	CPS3500PIE/CPS3500PRO
Option 5	10	1	2	2	2	1**	CPS5000PIE/CPS5000PRO
Option 6	15	2	3	2	2	1***	CPS7500PIE/CPS7500PRO

*Load may vary depending on the condition of the appliance.

** 12,000 BTU *** 18,000 BTU

