

# Emergency Power Systems

CPS1500PIE

Powered by **CyberPower**

## No More Need for the Worst-Case Scenario

CyberPower Inverter/ Emergency Power System (EPS) utilize state-of-art Microcontroller technology for the supply of lighting, generator, heater, refrigerator, motor, and other apparatus to provide resources during crisis or failure of regular systems. Pure Sine Wave output with the adjustable AVR feature is highly flexible to supply continuous power to various types of loads under all kinds of environments. The large LCD panel showcases comprehensive information including load level, battery level, voltage and other vital equipment status with a push-of-a-button.

The competitive design has not only make it the best choice generators but flexible enough to be adopted as UPS for computers and other sensitive equipments. As it accommodates external batteries which is hot-swappable and easily plugged in, the EPS could supply a consistent 220 output voltage in the event of a complete power loss, severe brownout or over-voltage.

### Applications

- Electric Lighting
- Generator
- Heating System
- Refrigerator
- Motor
- Pump

### Series Features

- Noiseless, Fuel and Maintenance Free
- High Charging Current for Quick Recharging - Up to 5 times faster
- Bypass Mode Allows for Charge Only
- Generator Compatible Allows Longer Runtime
- Unlimited Battery Expansion Capability to Increase Runtime
- UPS Function for Auto-Changeover
- Affordable DC Input Voltage- Minimum 12V battery required
- Automatic Voltage Regulator (AVR)
- Brownout and Over Voltage Protector
- Multifunction LCD Readout
- Small & Light in Dimension
- Reverse Polarity Warning



LCD Display

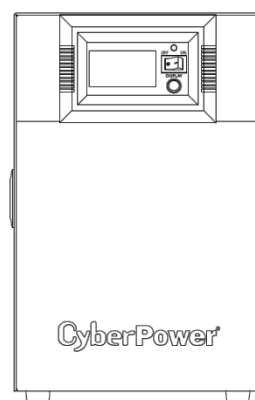
AVR

External Battery

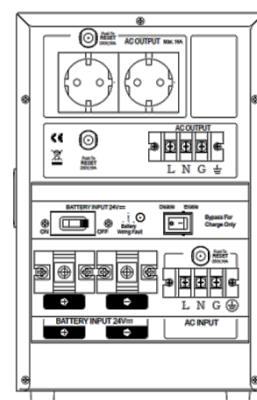
Noiseless

Pure Sine Wave

Quick Charge



Front Panel




Back Panel



# Emergency Power Systems

CPS1500PIE

Powered by **CyberPower**



## Technical Specification

Model	CPS1500PIE
Configuration	
Capacity (VA / Watts)	1500 / 1050
Input	
Frequency Range	45 Hz - 65 Hz (Auto Sensing)
DC Input Voltage	24V
Battery Pack Expansion	Yes
Output	
Number of Phase	Single Phase
UPS Outlets (Numbers)	(2) FR + (1) terminal block
On Battery Output Voltage	Pure Sine Wave at 220 Vac +/- 5%
On Battery Output Frequency	50 Hz / 60 Hz +/- 1%
Over Voltage Protection	Surge to 400V
Transfer Time (Typical)	< 10 ms
Overload Protection	On Utility: Circuit Breaker / On Battery: Internal Current Limiting
AVR	Double Boost & Single Buck
Charging Current	20Amps
Manual Switch Mode	Bypass Only
Surge Protection and Filtering	
Lightning / Surge Protection	Yes
Physical	
Dimensions (H x W x D) (mm)	325 x 261 x 206
Weight (kg)	18.6
Status Indicators	
Indicators	Power On
Audible Alarms	On Battery, Low Battery, Overload
Multi-function LCD Readout	Yes

#All specifications are subject to change without notice. ©2013 NITRAM S.A. All Trademarks are the property of their owners.

## Load Runtime

Battery Model	Loading Type	Loading (Watts)	2 Batteries	4 Batteries	6 Batteries	8 Batteries	10 Batteries
			Runtime in hours				
CPS1500PIE 200AH/12V	25%	250	19hrs 30mins	39hrs	58hrs 30mins	78hrs	97hrs 30mins
	50%	500	7hrs 40mins	15hrs 19mins	22hrs 98mins	30hrs 38mins	38hrs 18mins
	75%	750	4hrs 40mins	9hrs 19mins	13hrs 58mins	18hrs 38mins	23hrs 18mins
	100%	1000	3hrs 30mins	7hrs	10hrs 30mins	14hrs	17hrs 30mins

## Load Chart

Appliance	Energy Saving Lamp	Standing Fan	32"LCD TV	Fridge/Freezer	Desktop PC	1.5HP Air Conditioner	Recommend EPS Models
Option 1	2	2	1	0	1	0	CPS600E
Option 2	4	4	1	1	1	0	CPS1000E
Option 3	6	4	2	1	2	0	CPS1500PIE
Option 4	8	2	2	1	2	0	CPS3500PIE/CPS3500PRO
Option 5	10	1	2	2	2	1**	CPS5000PIE/CPS5000PRO
Option 6	15	2	3	2	2	1***	CPS7500PIE/CPS7500PRO

\*Load may vary depending on the condition of the appliance.

\*\* 12,000 BTU \*\*\* 18,000 BTU

