

Emergency Power Systems

CPS3500/5000PIE

Powered by **CyberPower**

No More Need for the Worst-Case Scenario

CyberPower Inverter/ Emergency Power System (EPS) utilize state-of-art Microcontroller technology for the supply of lighting, generator, heater, refrigerator, motor, and other apparatus to provide resources during crisis or failure of regular systems. Pure Sine Wave output with the adjustable AVR feature is highly flexible to supply continuous power to various types of loads under all kinds of environments. The large LCD panel showcases comprehensive information including load level, battery level, voltage and other vital equipment status with a push-of-a-button.


The competitive design has not only make it the best choice generators but flexible enough to be adopted as UPS for computers and other sensitive equipments. As it accommodates external batteries which is hot-swappable and easily plugged in, the EPS could supply a consistent 220 output voltage in the event of a complete power loss, severe brownout or over-voltage.

Applications

- Electric Lighting
- Generator
- Heating System
- Refrigerator
- Motor
- Pump

Series Features

- Noiseless, Fuel and Maintenance Free
- High Charging Current for Quick Recharging - Up to 5 times faster
- Bypass Mode Allows for Charge Only
- Generator Compatible Allows Longer Runtime
- Unlimited Battery Expansion Capability to Increase Runtime
- UPS Function for Auto-Changeover
- Affordable DC Input Voltage- Minimum 12V battery required
- Automatic Voltage Regulator (AVR)
- Brownout and Over Voltage Protector
- Multifunction LCD Readout
- Wheel & Carry Handle available
- Small & Light in Dimension
- Reverse Polarity Warning



LCD Display


AVR

External Battery

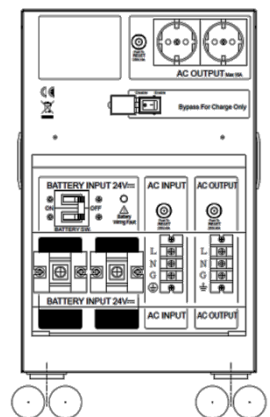
Noiseless

Pure Sine Wave

Quick Charge



Front Panel




Back Panel



Emergency Power Systems

CPS3500/5000PIE

Powered by **CyberPower**



Technical Specification

Model	CPS3500PIE	CPS5000PIE
Configuration		
Capacity (VA / Watts)	3500 / 2450	5000 / 3500
Input		
Frequency Range	45 Hz - 65 Hz (Auto Sensing)	
DC Input Voltage	24V	48V
Battery Pack Expansion	Yes	
Output		
Number of Phase	Single Phase	
UPS Outlets (Numbers)	(2) FR + (1) terminal block	
On Battery Output Voltage	Pure Sine Wave at 220 Vac +/- 5%	
On Battery Output Frequency	50 Hz / 60 Hz +/- 1%	
Over Voltage Protection	Surge to 400V	
Transfer Time (Typical)	< 10 ms	
Overload Protection	On Utility: Circuit Breaker / On Battery: Internal Current Limiting	
AVR	Boost & Buck	
Charging Current	45Amps	
Manual Switch Mode	Bypass Only	
Surge Protection and Filtering		
Lightning / Surge Protection	Yes	
Physical		
Dimensions (H x W x D) (mm)	440 x 330 x 260	
Weight (kg)	36.0	44.0
Wheels	Yes	
Status Indicators		
Indicators	Power On	
Audible Alarms	On Battery, Low Battery, Overload	
Multi-function LCD Readout	Yes	

#All specifications are subject to change without notice. ©2013 NITRAM S.A. All Trademarks are the property of their owners.

Load Runtime

Battery Model	Loading Type	Loading (Watts)	2 Batteries	4 Batteries	6 Batteries	8 Batteries	10 Batteries	12 Batteries	16 Batteries	20 Batteries
			Runtime in hours							
CPS3500PIE 200AH/12V	25%	612	7hrs 9mins	14hrs 18mins	21hrs 27mins	28hrs 36mins	35hrs 45mins			
	50%	1221	3hrs 1mins	6hrs 2mins	9hrs 3mins	12hrs 5mins	15hrs 6mins			
	75%	1838	1hrs 41mins	3hrs 23mins	5hrs 4mins	6hrs 46mins	8hrs 27mins			
	100%	2450	58mins	1hrs 58mins	2hrs 56mins	3hrs 55mins	4hrs 54mins			
CPS5000PIE 200AH/12V	25%	875		11hrs 55mins		23hrs 44mins		35hrs 36mins	47hrs 28mins	59hrs 20mins
	50%	1751		5hrs 5mins		10hrs 10mins		15hrs mins	20hrs 20mins	25hrs 25mins
	75%	2625		2hrs 55mins		5hrs 50mins		8hrs 45mins	11hrs 40mins	14hrs 35mins
	100%	3502		1hrs 58mins		3hrs 56mins		5hrs 54mins	7hrs 52mins	9hrs 50mins

Load Chart

Appliance	Energy Saving Lamp	Standing Fan	32"LCD TV	Fridge/Freezer	Desktop PC	1.5HP Air Conditioner	Recommend EPS Models
Option 1	2	2	1	0	1	0	CPS600E
Option 2	4	4	1	1	1	0	CPS1000E
Option 3	6	4	2	1	2	0	CPS1500PIE
Option 4	8	2	2	1	2	0	CPS3500PIE/CPS3500PRO
Option 5	10	1	2	2	2	1**	CPS5000PIE/CPS5000PRO
Option 6	15	2	3	2	2	1***	CPS7500PIE/CPS7500PRO

*Load may vary depending on the condition of the appliance.

** 12,000 BTU *** 18,000 BTU

